

UniworldOnline.com

User Guide: Searching the Database



[Try a Free Demo](#)

[About Uniworld Online](#)

[Contact](#)

[View Cart](#)

[Search For Companies](#)

[Solutions](#)

[FAQ](#)

[My Account](#)

[Logout](#)

Uniworld Online's data is always **up-to-date** and **comprehensive**, stay one step ahead of the competition!

[Start Your Search Now](#)

Call 1-201-384-4900 for Free Demo



Find Jobs with Multinational

Get Sales Leads for multinational

Know WHO operates WHERE to

SEARCH BY KEYWORD, parent company name, subsidiary name, “division of” name, product description, descriptive word

Search For Companies

Start your company search...

KEYWORD SEARCH ▼

computer ⌚ Please wait... 🔍

SEARCH FOR PARENT COMPANIES HEADQUARTERED IN ▼

Add a Country +

SEARCH FOR COMPANIES WITH SUBSIDIARIES IN ▼

Add a Country +


EXPAND OR REDUCE YOUR DATA ▼

- Parent Companies
- Domestic Subsidiaries

**Choose new options within the Keyword Search to further define the data fields.
For example, search only Parent and Division of Companies which limit the data fields.**

Start your company search...

KEYWORD SEARCH ▼

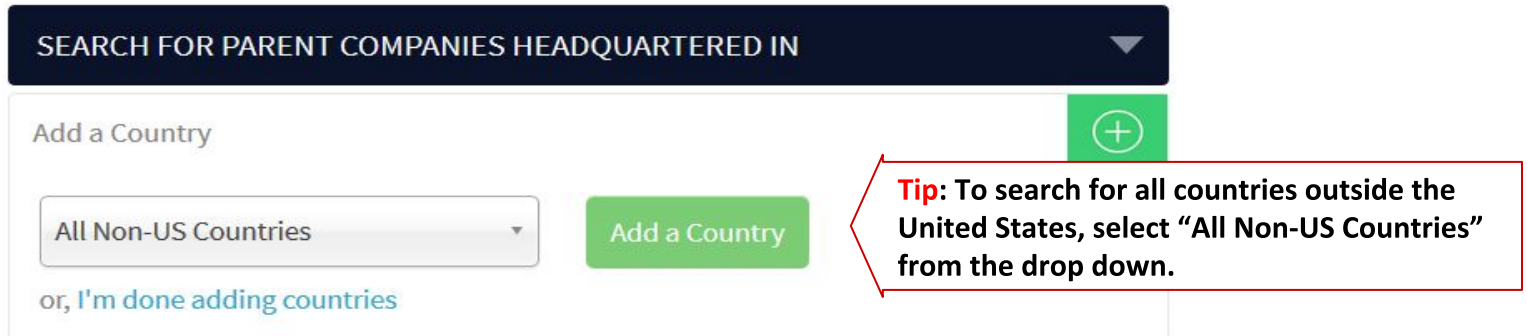
Chocolate 

Select a field or fields to specifically search

Parent Subsidiary Division Description

SEARCH FOR PARENT COMPANIES HEADQUARTERED IN

1. Click on “Add a Country” and select a Country from the dropdown list. Click the green button “Add a Country”



SEARCH FOR PARENT COMPANIES HEADQUARTERED IN

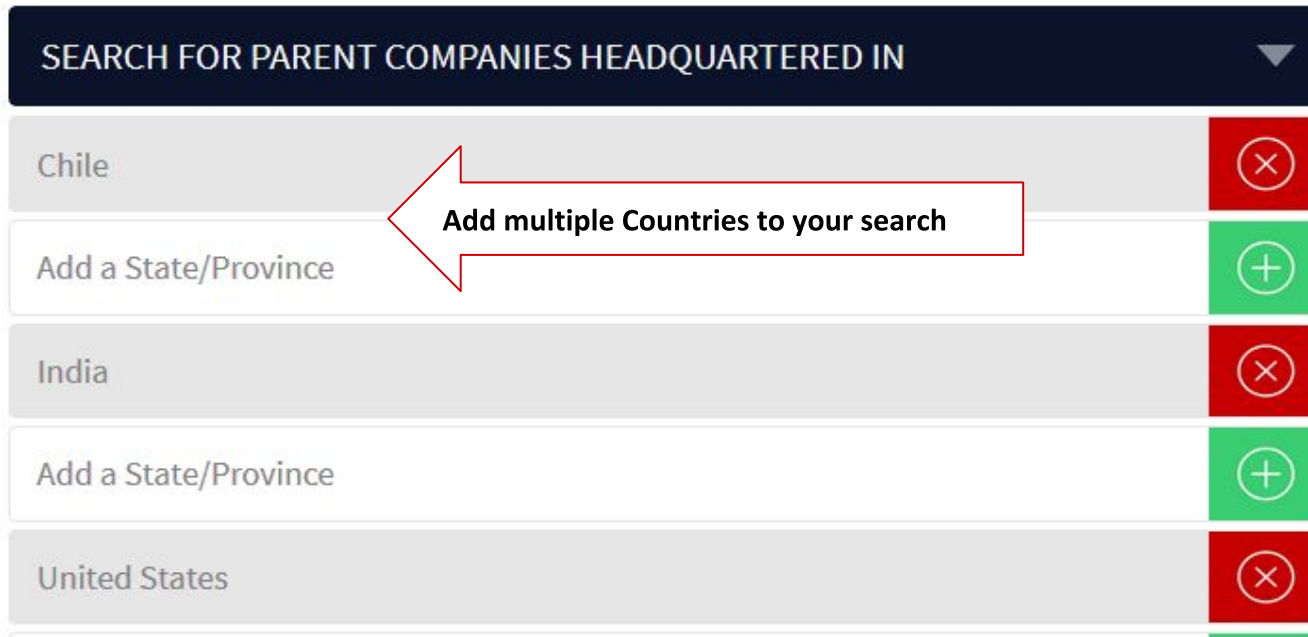
Add a Country +

All Non-US Countries ▼ Add a Country

or, I'm done adding countries

Tip: To search for all countries outside the United States, select “All Non-US Countries” from the drop down.

2. Repeat to add additional Countries. Over 200 countries to choose from.



SEARCH FOR PARENT COMPANIES HEADQUARTERED IN

Chile	×
Add a State/Province	+
India	×
Add a State/Province	+
United States	×

Add multiple Countries to your search

SELECTING A STATE/PROVINCE

1. Click Add a State/Province
2. Select the State/Province from drop down and click Add a State/Province.
3. Repeat to add additional State/Provinces

The screenshot shows a dark blue header with the text "SEARCH FOR PARENT COMPANIES HEADQUARTERED IN" and a downward arrow. Below the header, a list of selected states/provinces is shown: "United States" with a red "X" button to its right. Below this is a white box containing the text "Add a State/Province" and a green "+" button. A red arrow labeled "1." points to this box. Below the white box is a dropdown menu with "California" selected and a downward arrow. To the right of the dropdown is a green button labeled "Add a State/Province". A red arrow labeled "2." points to this button. Below the button is the text "or, I'm done adding states/provinces" in blue.

The screenshot shows a dark blue header with the text "SEARCH FOR PARENT COMPANIES HEADQUARTERED IN" and a downward arrow. Below the header, a list of selected states/provinces is shown: "Canada" with a red "X" button to its right, "British Columbia" with a red "X" button to its right, "Add a State/Province" with a green "+" button to its right, "China" with a red "X" button to its right, and "Beijing Shi" with a red "X" button to its right.

TIP: Many Countries are filtered by their State/Province

SEARCH FOR SUBSIDIARIES

1. Click and select a Country from the Add a Country dropdown
2. Repeat to add additional countries.

Tip: After selecting a Country, Select a STATE/PROVINCE to further filter the Country

1. Click Select a State/Province from the State/Province drop down
2. Repeat to add additional State/Provinces

SEARCH FOR COMPANIES WITH SUBSIDIARIES IN	
Italy	⊗
Napoli	⊗
Add a State/Province	⊕
Australia	⊗
Queensland	⊗
Add a State/Province	⊕
United Kingdom	⊗
England	⊗

REFINE AND FILTER RESULTS :

1. Parent Company or Subsidiaries, click the appropriate box to filter your results.
2. Show only Private or Public Companies by checking either box.
3. Select Companies with Career Postings for companies with a designated Careers page on their company website.

EXPAND OR REDUCE YOUR DATA

- 5205 Parent Companies
- 214509 Domestic Subsidiaries
- 210324 Foreign Subsidiaries



FILTER YOUR RESULTS FURTHER

- Show Public Companies
- Show Private Companies
- Show Companies with career postings



210324 Foreign Subsidiaries

430038 Total Records found

View

PDF

Excel

Save this search with a name

Save

Tip: View/PDF detail hyperlink for every company website and email address.

SEARCH FOR PARENT COMPANIES WITHIN A ZIP/POSTAL CODE

1. To search by Zip/Postal Code: Select a Country and enter the Zip/Postal Code; Click Add a Zip/Postal Code
2. To search by a Zip/Postal Code Radius: Select a Country and enter the Zip/Postal Code, select a Radius from 1-100 miles and click Add a Zip/Postal Code Radius

PARENT COMPANIES HEADQUARTERED WITHIN A ZIP/POSTAL CODE ▼

Add a Zip/Postal Code +

United States ▼

94

Add a Zip/Postal Code

or, I'm done adding zip/postal codes

Add a Zip/Postal Code Radius +

Germany ▼

Zip/Postal Code Radius

25 Miles ▼

Add a Zip/Postal Code Radius

or, I'm done adding zip/postal codes

Tip: Enter from 2 digits to a full zip/postal code to further filter your search results

SEARCH FOR COMPANIES WITH SUBSIDIARIES WITHIN A ZIP/POSTAL CODE

1. To search by Zip/Postal Code: Select a country and enter the Zip/Postal Code; Click Add a Zip/Postal Code.
2. To search by a Zip/Postal Code Radius: Select a Country and enter the Zip/Postal Code, select a Radius from 1-100 miles and click Add a Zip/Postal Code Radius

COMPANIES WITH SUBSIDIARIES WITHIN A ZIP/POSTAL CODE

Add a Zip/Postal Code

Australia

Zip/Postal Code

Add a Zip/Postal Code

or, I'm done adding zip/postal codes

Add a Zip/Postal Code Radius

United Kingdom

Zip/Postal Code Radius

50 Miles

Add a Zip/Postal Code Radius

or, I'm done adding zip/postal codes

Tip: Enter from 2 digits to a full zip/postal code to further filter your search results

SEARCH BY NAICS INDUSTRY CODE:

Codes can be entered to search with a minimum of 2 digits to pull in the full title. [For example 31 Manufacturing will pull in the full Title 31] Type a number into the Add an Industry Code box, click on your selected code to add to the box. Click Add an Industry Code.


ENTER INDUSTRY CODE ▾


31 - Manufacturing	✕
211111 - Crude Petroleum and Natural Gas Extraction	✕
42 - Wholesale Trade	✕
Add an Industry Code	+

[Search all NAICS codes in the system](#)

TIP: Enter multiple codes individually.

Select “Search all NAICS Codes in the System” to search all NAIC Codes by descriptive word or code number.

ENTER INDUSTRY CODE 

Add an Industry Code 

[Search all NAICS codes in the system](#)

Tip: A new tab will open in your browser allowing for easy searching.

Search NAICS Codes by descriptive word or number. In the example below, the word manufacturing was input into the Search box. When you find your code, go back to the Uniworld Online search page and input the code into the Add an Industry Code box.

NAICS Codes

Search Naics Code or description

NAICS Code	Description
31	Manufacturing
311	Food Manufacturing
311111	Dog and Cat Food Manufacturing
311119	Other Animal Food Manufacturing
311213	Malt Manufacturing
311230	Breakfast Cereal Manufacturing

SEARCH BY REVENUE AND # OF EMPLOYEES

Click all boxes that apply to search criteria.

REVENUE

- | | |
|--|--|
| <input type="checkbox"/> \$0 - \$4.9M | <input type="checkbox"/> \$500M - \$999.9M |
| <input type="checkbox"/> \$5M - \$9.9M | <input type="checkbox"/> \$1B - \$9.9B |
| <input type="checkbox"/> \$10M - \$49.9M | <input type="checkbox"/> \$10B - \$49.9B |
| <input type="checkbox"/> \$50M - \$99.9M | <input type="checkbox"/> > \$50B |
| <input type="checkbox"/> \$100M - \$499.9M | |

OF EMPLOYEES

- | | |
|-----------------------------------|---------------------------------------|
| <input type="checkbox"/> 0 - 10 | <input type="checkbox"/> 501 - 1000 |
| <input type="checkbox"/> 11 - 50 | <input type="checkbox"/> 1001 - 5000 |
| <input type="checkbox"/> 51 - 100 | <input type="checkbox"/> 5001 - 10000 |

Tip: Use 0-4.9M revenue or 0-10 employees to pull in private companies who do not report their revenue or employee numbers.

REVIEW YOUR RESULTS:

Click on your desired viewing option, View, PDF, Excel.

A new browser tab will open.

The screenshot displays a search interface with the following elements:

- KEYWORD SEARCH** dropdown menu.
- Search input field: "Company parent, subsidiary or division name and product description" with a search icon.
- SEARCH FOR PARENT COMPANIES HEADQUARTERED IN** dropdown menu.
- Selected filter: "All Non-US Countries" with a red close button.
- Filter management: "Add a Country" with a plus icon.
- RESULTS** summary box:
 - 0 American Parent Companies
 - 7919 Foreign Parent Companies
 - 34750 Domestic Subsidiaries
 - 171510 Foreign Subsidiaries
 - 214179** Total Records found
- View options: **View**, **PDF**, **Excel** buttons.
- Save search: "Save this search with a name" input field and a **Save** button.

Tip: You can review all three view options for every search. A new browser tab will open each time preserving the Search for Companies tab allowing for easy revision of your search criteria or new search.

SAVING YOUR SEARCH

Start your company search...

KEYWORD SEARCH ▼

Company parent, subsidiary or division name and product description 🔍

SEARCH FOR PARENT COMPANIES HEADQUARTERED IN ▼

Mexico ✖

Add a State/Province ➕

Add a Country ➕

RESULTS

0 American Parent Companies
35 Foreign Parent Companies
49 Domestic Subsidiaries
728 Foreign Subsidiaries

812 Total Records found

View **PDF** **Excel**

Mexico **Save**

Title your search, click Save and see your "Saved search".

View **PDF** **Excel**

Saved search Mexico ✖

Mexico **Save**

EDIT/VIEW YOUR SAVED SEARCH



My Account

Logout

A. Use My Account to view/review your Saved Search

My Searches

My Purchases

My Expired Purchases

My Organization

View profile

Orders

B. Click My Searches to review your saved search.

My Searches

My Purchases

My Expired Purchases

My Organization

View profile

Orders

Name	# of Saved Records	# of Current Records	Date Saved	Options
Mexico	812	812	Tue, 04/12/2016 - 12:58pm	Edit/Purchase Copy Delete

C. Click Edit/Purchase to review your saved search

Tip: To view any change in the saved search record count view the number of "saved records" and the "number of current records".



Please contact us with any questions

info@uniworldonline.com or 201-384-4900

www.UniworldOnline.com